

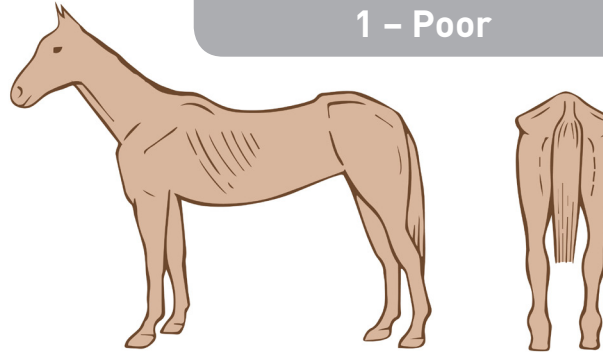
# #REDMILLS Body Condition Score

## 0 – Very Poor/Emaciated



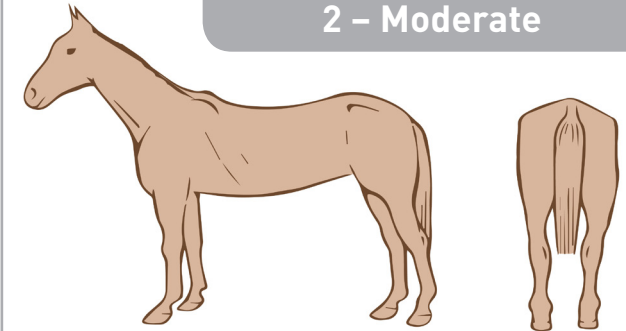
- Neck – marked 'ewe' neck, narrow and slack base.
- Back & Ribs – skin tight over the ribs, ribs very clearly visible and back bone sharp and easily seen.
- Pelvis – angular pelvis, skin tight, very sunken rump. Deep cavity under the tail and either side of the croup.

## 1 – Poor



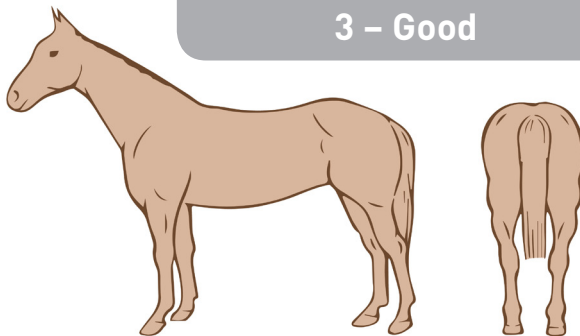
- Neck – 'ewe' neck, narrow and slack at the base.
- Back & Ribs – Ribs easily visible, skin sunken, either side of the backbone. Back bone well defined.
- Pelvis – Rump sunken but skin supply, pelvis and croup prominent, cavity under tail.

## 2 – Moderate



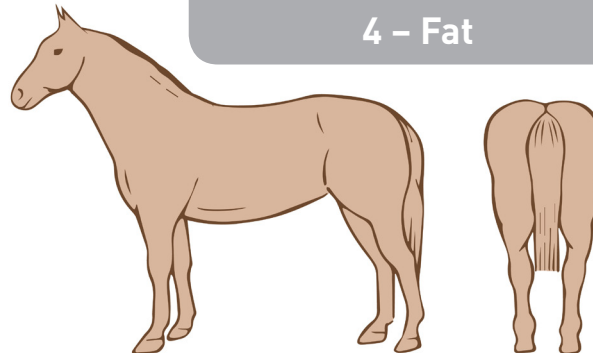
- Neck – narrow but firm, shoulder blade clearly defined.
- Back & Ribs – ribs just visible, backbone well covered. Backbone felt but not seen.
- Pelvis – rump flat either side of the back bone, croup well defined, some fat, slight cavity under the tail.

## 3 – Good



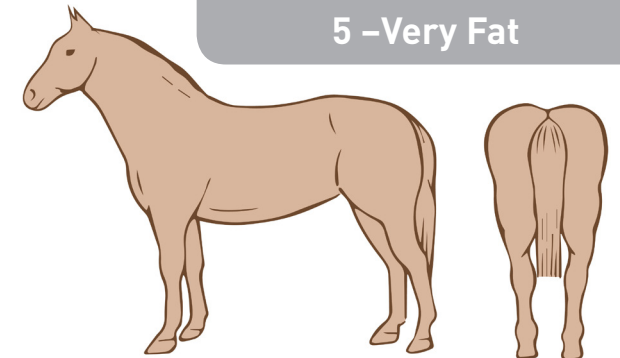
- Neck – firm, no crest (except stallions), shoulder blades defined.
- Back & Ribs – ribs just covered, easily felt. No gutter along the back. Backbone covered, but easily felt.
- Pelvis – covered by fat and rounded, no gutter, pelvis easily felt.

## 4 – Fat



- Neck – slight crest, wide and firm.
- Back & Ribs – Ribs well covered, gutter along backbone.
- Pelvis – pelvis covered, felt with only with firm pressure. Slight 'apple bottom' appearance when stand behind the horse.

## 5 – Very Fat



- Neck – marked crest, very wide & firm, folds of fat
- Back & Ribs – ribs buried and cannot be felt. Deep guttering along back, back broad and flat.
- Pelvis – deep gutter to root of tail, pronounced 'apple bottom' appearance, skin distended, pelvis buried, cannot feel.

Got a question?

For nutrition and product advice please contact our team:



+353 (0) 599775800



info@redmills.com



/redmillshorse



/REDMILLS



@REDMILLSHorse



redmills.com/youtube